

A background image showing two children, a boy and a girl, crouching on a grassy field. The boy, on the left, is wearing a light blue shirt and glasses, looking down at a small, fluffy, light-colored dog. The girl, on the right, is wearing a dark shirt and is also looking at the dog. The dog is standing on the grass. The background is a soft-focus green field with trees in the distance.

COMMUNITY AND COMPANION ANIMALS

AGENDA

- ❖ Our Theme
- ❖ Our Objectives
- ❖ Our Approach

Sharing Our Environment

It is important to inform our next generation the importance of sharing our environment with all living things such as animals and plants.

Informing them about sharing the environment with all living things enable our next generation to be more mindful and be aware of other living things amongst us. It brings a sense of responsibility and the willingness to come forward to care for the environment using their own initiative.

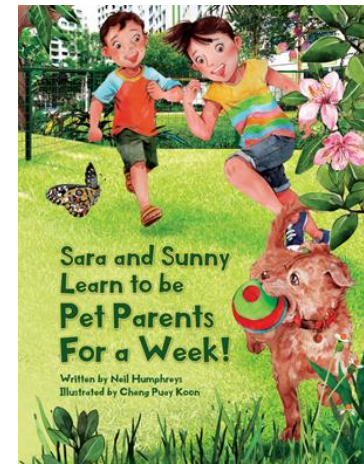
Our Objectives

- ❖ Understand the importance of sharing our environment
- ❖ Take responsibility of other living things
- ❖ Raise awareness to the public of caring for the environment



Our Approach

- ✓ Sara And Sunny Learn To Be Parents For A Week



- ✓ Willie The Whistling Duck Understand Responsible Pet Ownership- Video



- ✓ Usage of posters and powerpoint slides



Our Approach

- *Cover all 6 learning areas*
- *Integrated learning*
 - *Usage of school's lesson plans*
 - *Incorporate NP's lessons into our main curriculum*

RESPONSIBLE BEHAVIOUR

CONSIDERATIONS BEFORE GETTING A PET

IDENTIFYING COMMON ANIMALS

- *Worksheets*

Lesson

Discovery Of The World	Language And Literacy	Numeracy	Aesthetics And Creative Expression	Social Emotional	Motor Skills
<ul style="list-style-type: none">•KWL chart•Identify common and uncommon animals•Share their prior knowledge	<ul style="list-style-type: none">•Naming of the different animals•Show And Tell•Draw and write a few sentences of their favourite animal	<ul style="list-style-type: none">•Shapes•Counting•Grouping•Classify•Time	<ul style="list-style-type: none">•Draw their favourite animal•Create a 3D animal using recycled materials•Use percussion instruments and follow the beat	<ul style="list-style-type: none">•Create posters to raise awareness•Role play of how to look after pets	<ul style="list-style-type: none">•Obstacle course•Use playdough to make animal figurines

Sample

THEME:	Community And Companion Animals				
LESSON:	Responsible Behaviour				
OBJECTIVES:	<ul style="list-style-type: none"> Be more responsible and compassionate towards community animals Share the different ways of taking care of animals 				
LEARNING DOMAINS (Please tick at least 2)	Aesthetics & Creative Expression		DISPOSITIONS	Perseverance	
	Discovery of the World	✓		Reflectiveness	✓
	Language and Literacy	✓		Appreciation	✓
	Motor Skills Development			Inventiveness	
	Numeracy			Sense of Wonder and Curiosity	
	Social and Emotional Awareness	✓		Engagement	✓
MATERIALS REQUIRED	-Mahjong paper - 'Sara And Sunny Learn To Be Parents For A Week' Book		ENVIRONMENT SET-UP		

Sample

	- Props Animal masks Animal toys Milk bottle Dog/cat food Newspapers		
PROCEDURES			
TUNING-IN	<ul style="list-style-type: none"> • Do circle time • Introduce the term animals' • Encourage children to share their knowledge about animals • Introduce the K-W-L chart and invite them to ask and respond questions 	<i>Disposition</i> <i>Engagement</i>	
MAIN LESSON	<ul style="list-style-type: none"> • Inform the children that we share the environment with plants and animals • Inform them the importance of taking care and showing care for them • Introduce the story of 'Sara And Sunny Learn To Be Parents For A Week' • Encourage children to sequence the story and 	<i>Disposition</i> <u><i>Reflectiveness</i></u>	

Sample

	inform them about dramatizing and improvising it using the props	
OPEN-ENDED QUESTIONS	<ul style="list-style-type: none"> • Why is it important to care for animals • What kind of animals can we keep as pets • How can we care for community animals 	<i>Disposition</i>
CLOSURE	<ul style="list-style-type: none"> • Recap the importance of caring for animals • Invite children to share the different ways of taking care of animals • Encourage children to share the purpose of being responsible 	<i>Disposition</i> <i>Appreciation</i>
OPEN-ENDED QUESTIONS	<ul style="list-style-type: none"> • Who can be responsible • Why must we be responsible for community animals • What happens if they are not taken proper care of 	<i>Disposition</i>
OPPORTUNITIES FOR HOME SCHOOL PARTNERSHIP	<ul style="list-style-type: none"> • Send a letter to parents to visit an adoption pet centre to adopt a pet-optional for adoption. Parents will be encouraged to share photos and videos of their experience and journey. 	

Thank you!



A background image showing two children, a boy and a girl, crouching on a grassy field. The boy, on the left, is wearing a blue shirt and glasses, looking down at a small, fluffy, light-colored dog. The girl, on the right, is wearing a dark shirt and is also looking at the dog. The dog is standing on the grass. The background is a soft-focus green field with trees in the distance.

COMMUNITY AND COMPANION ANIMALS

The Objectives

- ❖ Understand the importance of pet ownership
- ❖ Be responsible pet parents
- ❖ Being an advocate for pets in their own ways
- ❖ Create shelters for pets using recycled materials

Our Approach

- ❖ A variety of teaching tools and resources that were incorporated into the lessons
- ❖ Collaborating with animal shelters and voluntary organizations
- ❖ Learning Journey
- ❖ Showing respect and care towards the community pets




Introduction



What you know?	What you don't know?	What do you want to find out?
<ul style="list-style-type: none"> - Pets can run away (Ember) - Birds are also pets - Dogs, Turtle, Cats, Hamster, Rabbits - We can take care of pet animals (Hayley) - We cannot throw pets away (Zane) - We must give them food, water and house - They also need toys (Clariss) - We must love pets - We must attend to their needs and wants 	<ul style="list-style-type: none"> • The proper way of taking care of pets (Clariss) • How to provide shelter for pets (Ember) • How to rescue pets (Lauren) • The cost of having pets • How to train pets • The type of food each pet eats • How to play/spend time with pets • The different animal shelters • Why people throw their pets • How to be friends with pets • How to be a responsible pet parent 	<ul style="list-style-type: none"> • Being a responsible pet parent • Why people abandon their pets • The cost of raising pets • How to spend time with pets • The different animal shelters



Our Approach- AES/L&L/DOW



Our Approach- Involvement



Thank you [Janette He](#) for taking so much efforts collecting these beds and delivered to [Mdm Wong's Shelter and Friends](#)

The doggies love them and for most, it's their first time sleeping comfortably on bed. Some dogs are already old and suffering from arthritis so a bed will be better than lying on cold concrete floor. The weather has been cold lately and the beds came just nice at right timing!

Thank you 🙏



Our Approach- Learning Journey



Our Approach- Npark Resources



The Activities

AES/ L&L	NUM	MSD	DOW/ SE	AES
<ul style="list-style-type: none"> • Draw their favourite pet and write a few sentences about it • Riddles 	<ul style="list-style-type: none"> • Group the different pet animals into various attributes • Create a graph using the information collated 	<ul style="list-style-type: none"> • Making of origami pets • Obstacle course as different pet animals 	<ul style="list-style-type: none"> • Create posters to raise awareness of abandoned pets • Dramatization- Animal shelter 	<ul style="list-style-type: none"> • Create their own songs about caring for pets

AES/ NUM	L&L/MSD	MSD	DOW/ SE	AES
<ul style="list-style-type: none"> • Create any pet animal using geometric shapes • Match the pet animal to the type of food they eat 	<ul style="list-style-type: none"> • Show and tell about their favourite pet • Obstacle course as different pet animals using terms such as over, under etc 	<ul style="list-style-type: none"> • Create their favourite pet animal using play dough 	<ul style="list-style-type: none"> • Taking care of a pet animal in class 	<ul style="list-style-type: none"> • Using percussion instruments to play to the beat of the song composed by the K2s

Children's Responses

Pets need a house and food.

They also need toys and pillow.

I like to have a bunny.

We need to spend time with them and bring them out.

I have dogs at home but my aunty is the one who looks after.

We cannot keep pets for fun.

We must hug and love them.

There are different kind of dogs.

We shouldn't buy dogs. Adopt them.

Thank you!

