




# TEACHERS' RESOURCE KIT

## ON PETS AND WILDLIFE





# LIVING WITH NATURE

Singapore is not just home to us humans, but also to animals and plants! Here are some animals you might encounter, and what to do when you see them:



**Snakes, monkeys, otters, monitor lizards, birds**



These wildlife are native to Singapore. They play important functions in our ecosystem such as dispersing the seeds of native plants and controlling the population of pests e.g. rodents.



**DO**

Do observe them from a safe distance. Dispose of waste properly so wildlife do not scavenge for it.



**DO NOT**

Do not feed wildlife. They are capable of foraging and sourcing for their own food naturally in the wild. Feeding them causes an unnatural increase in their population and alters their natural behaviour. Human food may also be harmful to these animals.

**Community cats and free-roaming dogs**



You'll find these animals around your neighbourhood.



**DO**

Do remain calm and quiet.



**DO NOT**

Do not chase, hit, or make eye contact with the animal.

**Cats, dogs & other pets**



You can meet these animals in the park, or at your friend's homes.



**DO**

Do ask for the owner's permission before approaching or interacting with their pet!



**DO NOT**

Do not approach suddenly if the animal is unfamiliar with you.

## REMEMBER!

In an urban ecosystem like ours, every living thing has an impact on another. You can do your part to be a more responsible steward of nature!

# CONTENT



This guide will help you teach pre-schoolers how to behave responsibly towards both wildlife and community animals.

It is divided into two broad sections and covers:

## 1.

Resources for teaching responsible behaviour towards animals in schools.

This includes:

### A.

Resources for in-class learning

### B.

Learning journeys and object learning



## 2.

Guidelines on responsible pet ownership





# RESPONSIBLE BEHAVIOURS TOWARDS ANIMALS

Learning about responsible behaviours towards animals begins in the classroom. Check out these resources and activities to teach students key lessons on caring for our companion animals, community cats, birds and free-roaming dogs.

## Help students understand how they should treat different animals they meet



### Pre-school Educational Resources

Sharing Our Home with Animals and the Community in Singapore, our City in Nature

#### What's inside?

1 x Picture Book (Sara and Sunny learn to be pet parents for a week) • 3 x Posters (Animals & Us, Our Pet Animals, Animals around Us) • 1 x Pet-O-Pedia multi-functional education cards • 3 x Videos of Willie the Whistling Duck (Explores our City in Nature, Learns to be a Considerate Neighbour, Understands Responsible Pet Ownership) • 1 x Model construction kit to role-play human animal interactions



This is available at all ECDA registered kindergartens. You can also scan the QR code to **download** it.

### Discovering Pets

A pre-school programme for developing responsible pet ownership

#### What is it?


This is a Teacher's Guide and Student Activity Book targeted at pre-school students. This programme will promote a better understanding of animals and responsible pet ownership among pre-schoolers, and encourage them to develop a sense of care and compassion towards animals.



Scan or click [here](#) to download

### Basic Pet Care Series

This video series teaches you how to care for different pets.



### Books


- Journey To The Animal Classroom
- My Dog Is Not From A Pet Shop
- A Present For Ginger

Available at ECDA registered kindergartens and from NLB



### More resources online

Check out [AVS' website](#) for more resources and information on what to know before getting a pet.



# KEY LESSONS FOR STUDENTS



Teach the following key lessons on how to  
**behave responsibly towards animals in our City in Nature**  
using the accompanying resources.

Lesson	Resources	Suggested activities
<b>Behaving responsibly when you encounter wildlife</b>  <i>Outcome: Students learn the dos and don'ts of how to behave when they encounter wildlife.</i>	<ul style="list-style-type: none"> <li>• Willie The Whistling Duck Explores Our City in Nature</li> <li>• Willie The Whistling Duck Learns To Be A Considerate Neighbor</li> <li>• Sara &amp; Sunny Learn To Be Pet Parents For A Week</li> <li>• Animals and Us poster</li> <li>• Exciting Encounters in Our City in Nature's Interactive Video Resource</li> </ul>	<ul style="list-style-type: none"> <li>• Role-play using the model construction kit</li> <li>• Complete the "Exciting Encounters in our City in Nature" worksheet</li> </ul>
<b>Do not feed wildlife</b>  <i>Outcome: Students understand why they should not feed urban birds and wildlife.</i>	<ul style="list-style-type: none"> <li>• Willie The Whistling Duck Explores Our City in Nature</li> <li>• Sara &amp; Sunny Learn To Be Pet Parents For A Week</li> </ul>	
<b>Wild animals are not pets</b>  <i>Outcome: Students can identify which animals are suitable pets, and which are not.</i>	<ul style="list-style-type: none"> <li>• Willie The Whistling Duck Understands Responsible Pet Ownership</li> <li>• Our Pet Animals poster</li> <li>• Discovering Pets Lesson 1</li> <li>• Journey to the Animal Classroom</li> </ul>	<ul style="list-style-type: none"> <li>• Pet-o-pedia games 1 &amp; 2</li> </ul>





# KEY LESSONS FOR STUDENTS

Use the following key lessons and accompanying resources to teach students how to **behave responsibly towards pets**.

Lesson	Resources	Suggested activities
<b>Pets are for life</b> <b>Outcome:</b> <i>Students understand that having a pet is a lifetime responsibility, and they must care for it despite any difficulties faced.</i>	<ul style="list-style-type: none"> <li>Sara &amp; Sunny Learn To Be Pet Parents For A Week</li> <li>My Dog Is Not From A Pet Shop</li> </ul>	
<b>What to know before getting a pet</b> <b>Outcome:</b> <i>Students know the responsibilities that come with owning a pet.</i>	<ul style="list-style-type: none"> <li>Sara &amp; Sunny Learn To Be Pet Parents For A Week</li> <li>Discovering Pets Lesson 2</li> </ul>	<ul style="list-style-type: none"> <li>Pet-o-pedia games 2, 7 &amp; 8</li> </ul>
<b>My pet needs my care (my company)</b> <b>Outcome:</b> <i>Students understand why they must spend time with their pets each day.</i>	<ul style="list-style-type: none"> <li>Willie The Whistling Duck Understands Responsible Pet Ownership</li> <li>Sara &amp; Sunny Learn To Be Pet Parents For A Week</li> <li>My Dog Is Not From A Pet Shop</li> <li>A Present For Ginger</li> </ul>	<ul style="list-style-type: none"> <li>Pet-o-pedia game 5</li> </ul>
<b>My pet needs my care (the right food)</b> <b>Outcome:</b> <i>Students learn what food pets should be fed and why pets should not eat human food.</i>	<ul style="list-style-type: none"> <li>Willie the Whistling Duck Understands Responsible Pet Ownership</li> <li>Discovering Pets Lessons 3 &amp; 4</li> <li>Present for Ginger</li> <li>Journey to the Animal Classroom</li> </ul>	<ul style="list-style-type: none"> <li>Discovering Pets Activity book on Animal Welfare and Care activity 1</li> <li>Pet-o-pedia games 3, 5 &amp; 6</li> </ul>





# KEY LESSONS FOR STUDENTS



Use the following key lessons and accompanying resources to teach students how to **behave responsibly towards pets**.

Lesson	Resources	Suggested activities
<b>My pet needs my care (a suitable home)</b> <b>Outcome:</b> Understand why pets need a clean and comfortable environment to live and rest in.	<ul style="list-style-type: none"> <li>Willie The Whistling Duck Understands Responsible Pet Ownership</li> <li>Discovering Pets Lesson 5</li> </ul>	<ul style="list-style-type: none"> <li>Discovering Pets Activity book on Animal Welfare and Care activity 2</li> <li>Pet-o-pedia games 5 &amp; 6</li> <li>Model construction kit (Home)</li> </ul>
<b>My pet needs my care (grooming and visiting the vet)</b> <b>Outcome:</b> Students understand why they need to bring their pet to the vet and groomers regularly.	<ul style="list-style-type: none"> <li>Willie The Whistling Duck Learns To Be A Considerate Neighbor</li> <li>Willie The Whistling Duck Understands Responsible Pet Ownership</li> <li>Discovering Pets Lesson 6</li> </ul>	<ul style="list-style-type: none"> <li>Discovering Pets Activity book on Animal Welfare and Care activity 6</li> <li>Model construction kit (Vet clinic)</li> </ul>
<b>Bringing my pet outside</b> <b>Outcome:</b> Students know the dos and don'ts of what to do when they bring their pet outdoors.	<ul style="list-style-type: none"> <li>Willie The Whistling Duck Explores Our City In Nature</li> <li>Willie The Whistling Duck Learns To Be A Considerate Neighbor</li> <li>Animals and Us poster</li> <li>Animals around us poster</li> <li>Discovering Pets Lesson 4</li> </ul>	<ul style="list-style-type: none"> <li>Discovering Pets Activity book on Animal Welfare and Care activity 3</li> <li>Model construction kit (Park, Nature Reserve)</li> </ul>
<b>Adopt, don't shop</b> <b>Outcome:</b> Students see the value in adopting a pet, as it gives the animal a second chance.	<ul style="list-style-type: none"> <li>Sara &amp; Sunny Learn To Be Pet Parents For A Week</li> <li>Our Pet Animals poster</li> <li>My Dog Is Not From A Pet Shop</li> </ul>	<ul style="list-style-type: none"> <li>Model construction kit (Animal Shelter)</li> </ul>





# LEARNING JOURNEYS AND OBJECT LEARNING

There is no need to adopt or buy an animal to teach students about pet ownership and responsibility! Remember, a pet is for life. Whether a stick insect, terrapin or hamster, all animals need constant care — even on weekends and after school. Plus, some animals have lifespans of up to 70 years.

Try one of these interactive class activities to reinforce lessons on responsible pet ownership.

## Show & Tell:



### Stuffed toy pets

Use stuffed toy pets for a Show & Tell or Dramatic Play session. Stuffed toy pets are durable and hygienic, making them a safe object lesson for teaching students about animals. They are a great way to show students what responsible pet ownership looks like, and you can even set up a care routine for your stuffed pet for students to learn what taking care of a pet entails.

### Bring your pet to school day

Invite a colleague or parent volunteer to bring their pet to school for a Show & Tell session! This is a great way to show students what responsible pet ownership looks like, and teach them how to behave when encountering a new and unfamiliar animal.

**Suggested talking points:**

- How to get a pet
- Taking care of a pet
- Training and playing with a pet
- Challenges faced by pet owners



### Need more ideas?

Be inspired by these lessons developed by preschools and educators as part of **ECDA's Innovation Guidance Projects (IGP) under the Innovation Projects Grant** to support the early childhood community. No part of these pages, whether images or text, can be used for purposes other than personal use or non-profit educational means.



Scan or  
click [here](#)  
to discover  
more



# LOOK OUT FOR THESE EDUCATIONAL PROGRAMMES ORGANISED BY NPARKS!



## **Learning Journey to the Animal Classroom (Jacob Ballas Children's Garden, Singapore Botanic Gardens)**

Visit the animal classroom to meet the NParks Animal Ambassadors. Each session is 1 hour long and capped at 20 students per group.

### **Students will learn:**

- What it takes to be a pet owner
- Why only certain animals can be kept as pets
- How to clean, feed and groom different pets
- The importance of everyone in the family pitching in to care for a pet

Email [AVS\\_Engage@nparks.gov.sg](mailto:AVS_Engage@nparks.gov.sg) for enquiries.



## **Show & Tell at Schools**

AVS staff visit schools with the NParks Animal Ambassadors to teach students about responsible pet ownership. Each session is 1 hour long.

### **Students will learn:**

- What it takes to be a pet owner
- Why only certain animals can be kept as pets
- How to clean, feed and groom different pets
- The importance of everyone in the family pitching in to care for a pet

Email [AVS\\_Engage@nparks.gov.sg](mailto:AVS_Engage@nparks.gov.sg) for enquiries.



## **Exciting Encounters in Our City in Nature Interactive Video Resource**

An interactive video that incorporates both live action and animation to demonstrate how humans and wildlife can coexist and what living in Our City in Nature means. Comes with a resource kit including worksheets and slides to supplement lesson plans.

Watch the **trailer** and **request for the resource kit**.



Scan or  
click [here](#)  
to find out  
more



LOOK OUT FOR THESE

# EDUCATIONAL PROGRAMMES ORGANISED BY NPARKS!



## Interactive Schools Play

Learn about Singapore's rich biodiversity, as well as understand the body language and needs of the animals to be civic-minded to the animals around you through song and dance in the interactive school play.



Scan or click [here](#) to register



## Urban Birds In Your Neighbourhood talk

A talk on how to have safe and responsible encounters with wildlife, focusing on urban birds such as pigeons, mynas and crows.

Students will learn:

- About the disamenities urban birds can bring
- How to behave when encountering urban birds

Contact [nparks\\_wildlife\\_management@nparks.gov.sg](mailto:nparks_wildlife_management@nparks.gov.sg)



## Exhibition Panels

Loan NParks' education panels on responsible pet care. These are targeted at pre-school students and can be used to:

- Teach students about what responsible pet care entails
- Facilitate sessions where students share what they have learnt with their families



Scan or click [here](#) to find out more



# NPARKS SCHOOL HOLIDAY PROGRAMMES



## Basic Pet Care Series

Visit the animal classroom and meet the NParks Animal Ambassadors. Animals may include dogs, cats, rabbits, guinea pigs, chinchillas, hamsters and terrapins.

### Students will learn:

- About the animal
- How to clean, feed and groom the animal
- The importance of caring for a pet collectively as a household

This programme is suitable for those K2 and above.

For enquiries, please email [AVS\\_Engage@nparks.gov.sg](mailto:AVS_Engage@nparks.gov.sg)



## Storytelling (Big Books)

Find out more about the NParks Animal Ambassadors and the journeys of the animals, from being abandoned to rescued.

- My Dog Is Not From A Pet Shop
- A Present For Ginger
- Journey To The Animal Classroom

For enquiries, please email [AVS\\_Engage@nparks.gov.sg](mailto:AVS_Engage@nparks.gov.sg)



## Pets' Day Out

An initiative organised by NParks in collaboration with animal welfare groups. The event aims to promote responsible behaviour towards animals through programmes such as talks, workshops and educational booths. Find out how you can organise a field trip to bring your students for Pets' Day Out.



Scan or  
click **here**  
to find out  
more



# GUIDELINES ON RESPONSIBLE PET OWNERSHIP



There are many reasons why people keep pets. Some people get pets for companionship, others to give abandoned animals a better life. However, caring for a pet is a big responsibility and requires careful consideration. It is important that everyone at home is on board with the decision, and that they are aware of what having a pet means.



Does everyone in my family or school agree to get a pet?

Are we committed to looking after it as long as it lives?



Can we afford to pay for its veterinary bills, food, grooming and other necessities?

Do we have enough time to care for a pet?



Do we have enough space for a pet at home/ in school?

Do we know how to care for a pet properly?








# ASK YOURSELF



## How much does owning a pet really cost?

Before getting a pet, it is crucial to understand the financial cost of caring for it.

\$800



\$10,000



### ONE-OFF COSTS

ADOPTION OR  
PURCHASING FEE  
LICENSING FEES  
TRAINING FEES  
STERILISATION

### RECURRING COSTS

FOOD	\$2,400
TOYS	\$100
GROOMING	\$1,440
BEDDING	\$500
HEALTH CHECKS	\$500
VACCINATION	\$80

\*Multiply these costs by the  
lifespan of your pet!

THANK YOU!




### ADDITIONAL COSTS

**MEDICAL CARE.**  
THIS CAN BE A FEW  
HUNDRED EACH TIME.

\*The inability to pay for  
vet bills is no excuse to  
abandon your pet!


Q.?



### Did you know?

An annual health check for a small animal like a hamster costs around \$50, but treatment for injuries or illnesses can cost over \$100. In fact, it can cost up to \$700 to extract a bad tooth from a dog!

# ASK YOURSELF



## Do you have time for a pet?

Besides feeding your pet each day, you will also need to set aside time to interact and play with it.



Dogs and cats can require up to 2 hours of interaction daily and although smaller animals need less, they still require attention on a daily basis. Also, caring for your school or class pet does not stop during weekends or school holidays! Hence, it is not encouraged to have a school or class pet!

## Do you have space for a pet?

### Dogs

- Need a clean home environment
- Need space to run free
- Need regular walks



### Cats

- Need a clean home environment
- Need space to run free
- Need scratching posts, climbing frames & litter trays
- Require safety features such as meshed up windows and doors to prevent them from falling from heights




### Smaller animals

- Need a large cage that is at least 90cm x 50cm x 50cm for a single hamster
- May need to be let out of the cage on a daily basis
- Need a clean cage and bedding



## The problem with crates and cages

- Larger animals like dogs and cats should not be confined to cages as they need space to run around.
- Rabbits and guinea pigs should be housed in large playpens and not be confined.
- Hamsters need a large cage to explore to prevent boredom.



Q?



## Did you know?

The Hamster Society Singapore reported a case of class pet hamsters that fought when kept in the same cage. Hamsters should be housed individually to prevent breeding and fights!



# ASK YOURSELF



## Do you know what your pet needs to eat?

Like you, pets, too, must have a balanced diet.

### You should:

- Speak to the vet to find out what kind of diet your pet needs
- Monitor your pet's eating schedule to ensure it is not given too much food, or has developed any allergies
- If you suspect that your pet has a food allergy, talk to your veterinarian about what you should do.



### You should not:

- Give your pet human food
- Let your pet over eat by overfeeding or providing it with too much treats
- Forget to feed your pet



It is an offense to neglect your pet's health and needs. In 2023, one man was charged in court for neglecting to feed his cat which resulted in its death. He was found guilty and fined over \$10,000.

## Do you know which animals are suitable as pets?

Wild animals are not suitable to be kept as pets. Even insects require complex ecosystems to thrive in and we cannot replicate that at home in a tank. So remember, you should never take an animal from the wild and keep it in an enclosed space.

Find out which animals are approved as pets and learn how to care for them at [www.avs.gov.sg](http://www.avs.gov.sg)



# STILL WANT TO GET A PET?

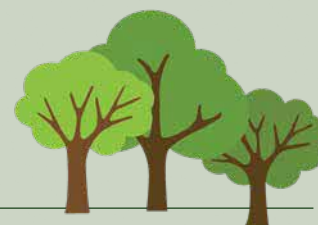



## Remember:

- A pet is a lifetime commitment and not just for temporary or short-term keeping.
- You must commit to care for a pet for its entire life, even through sickness.
- You should know what a pet requires and be committed to fulfilling its needs.

## You should not:

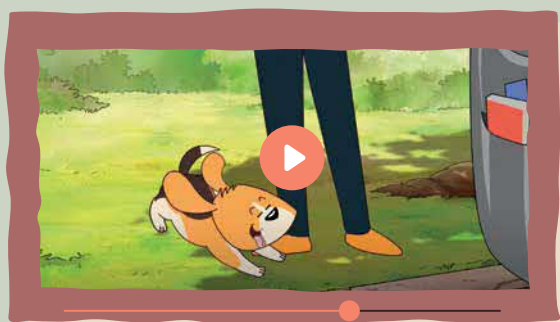
- Abandon a sick or injured pet when you can no longer care for it
- Purchase a pet based on trends



## Did you know?

- In 2022, a new pet shop specialising in miniature dogs opened, causing a spike in demand for teacup dogs.
- In 2023, the Year of the Rabbit caused demand for rabbits to grow.

Animal welfare groups expressed concern that these animals may be abandoned when the novelty fades! **Do not buy pets on impulse or because of popular trends.**



## Adopt, don't shop!

Get your students to watch this video and reflect on pet abandonment.

If you still feel you are ready to get a pet, adopt and give an abandoned animal a chance for a second home!



Scan or click [here](#) watch the video.



---

*These resources were produced by the  
National Parks Board.*

**Contact us:**

Animal & Veterinary Service Education & Engagement  
**AVS\_Engage@nparks.gov.sg**

---