

FACTS AND FIGURES

| INDICATORS | FY1999 | FY2000 | FY2001 | FY2002 | FY2003 | FY2003 TARGET |
|-------------------------------|--------|--------|--------|--------|--------|---------------|
| WITS Participation Rate (%) | 100 | 100 | 100 | 100 | 100 | 100 |
| WITS Project Ratio (%) | 152 | 170 | 212 | 188 | 190 | 170 |
| WITS Implementation Ratio (%) | 100 | 100 | 100 | 100 | 100 | 100 |
| SSS Participation Rate | 100 | 100 | 100 | 100 | 100 | 100 |
| SSS Suggestion Ratio | 6.38 | 5.33 | 5.30 | 5.23 | 5.07 | 5.00 |
| SSS Implementation Ratio | 0.52 | 0.61 | 0.67 | 0.63 | 0.78 | 0.53 |

The Staff Suggestion Scheme (SSS) and Work Improvement Teams (WITS) aim to create an environment for staff to contribute ideas to help the organisation to progress.

NParks ExCEL Awards

PS21 ExCEL Convention

| | AWARD |
|-----------------------------------|--|
| PS21 ExCEL Convention 1999 | 1 Gold & 1 Silver |
| PS21 ExCEL Convention 2000 | 2 Gold & 2 Silver, outstanding newcomer WIT award |
| PS21 ExCEL Convention 2001 | 2 Gold & 4 Silver, outstanding newcomer WIT award, Best Staff Suggestion Merit Award |
| PS21 ExCEL Convention 2002 | 2 Gold & 2 Silver, 1 NOVA award, outstanding newcomer WIT award |
| PS21 ExCEL Convention 2003 | 3 Gold & 1 Bronze, 1 NOVA award |

The PS21 ExCEL Convention provides a platform for public officers to showcase their projects to improve work processes.

MND ExCEL Award

| | AWARD |
|---|--|
| 3 rd MND ExCEL Award, 1999 | 1 merit quality suggestor award |
| 4 th MND ExCEL Award, 2000 (individual & team award) | 1 merit quality suggestor award |
| 4 th MND ExCEL Award, 2000 (organisational award) | Dynamic SSS award |
| 5 th MND ExCEL Award, 2001 (individual & team award) | 1 Bronze & 1 Merit quality suggestor award, Gold best staff suggestion award, Silver NOVA award |
| 6 th MND ExCEL Award, 2002 (individual & team award) | 1 Merit quality suggestor award, Silver best suggestion award, Gold NOVA award |
| 6 th MND ExCEL Award, 2002 (organisational award) | Dynamic WIT award |
| 7th MND ExCEL Award, 2003 (individual & team award) | 1 Silver & 1 Merit quality suggestor award, Gold best suggestion award, Gold NOVA award |
| 7th MND ExCEL Award, 2003 (organisational award) | Best SSS Award |

The MND ExCEL Award is given to teams and individuals who offer innovative alternatives to existing practices.

NQC/NIQC Award

| AWARD | |
|-----------------------------|---|
| NQC Convention 1999 | 6 Bronze |
| NQC Convention 2000 | 1 Gold, 2 Silver & 1 Bronze, Million Dollar Project Award |
| NQC Convention 2001 | 1 Gold, 3 Silver |
| NQC Convention 2002 | 3 Silver, 1 Bronze |
| NIQC Convention 2003 | 1 Gold |

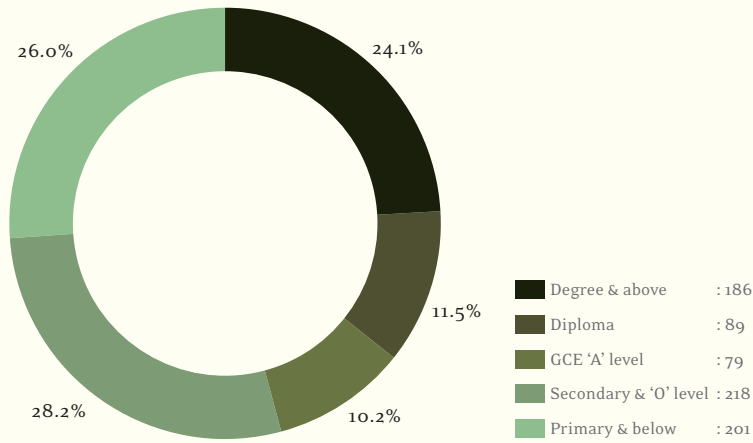
The National Quality Circle Convention (NQCC) or National Innovation Quality Circles (NIQCC) rewards the efforts of quality circles and work improvement teams.

Staff Information

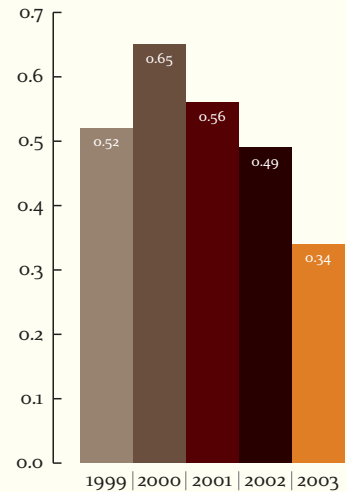
STAFF STRENGTH **773**

| INDICATORS | FY2003 | FY2003 TARGET |
|------------------------------------|-------------|---------------|
| Staff Training (man-days per year) | 12.5 | 12.5 |

Breakdown of Staff Strength by Educational Level



Staff Turnover Rate (%)



Regional Parks Managed By NParks

| PARK | AREA (HA) |
|-----------------------------|-----------|
| Ang Mo Kio Town Garden East | 4.9 |
| Ang Mo Kio Town Garden West | 20.6 |
| Bedok Reservoir Park | 42.6 |
| Bedok Town Park | 14.6 |
| Bishan Park | 52.2 |
| Botanic Gardens | 52.3 |
| Bt. Batok Nature Park | 35.7 |
| Bt. Timah Nature Reserve | 162.6 |
| Changi Beach Park | 31.1 |
| Choa Chu Kang Park | 5.0 |
| Clementi Woods Park | 11.7 |
| Dhoby Ghaut Open Space | 0.3 |
| Duxton Plain Park | 1.8 |
| East Coast Park | 185.5 |
| Empress Place | 1.5 |
| Esplanade Park | 2.4 |
| Fort Canning Park | 17.9 |
| Hindhede Nature Park | 10.4 |
| Hong Lim Park | 0.9 |
| Istana Park | 1.3 |
| Kallang Riverside Park | 4.8 |
| Kent Ridge Park | 46.5 |
| Kranji Nature Trail | 38.0 |
| Kim Seng Park | 0.9 |
| Labrador Park | 16.8 |
| Little Guilin | 42.2 |

| PARK | AREA (HA) |
|---|--------------|
| Lower Seletar Reservoir Park | 3.3 |
| Marina City Park | 30.0 |
| Marina Padang | 4.3 |
| Marina Promenade Park | 8.2 |
| Mount Faber Park | 56.5 |
| Pasir Ris Park | 70.5 |
| Pasir Ris Town Park | 14.0 |
| Pearl's Hill City Park | 8.5 |
| Punggol Park | 16.3 |
| River Valley Road/Clemenceau Open Space | 1.2 |
| Sembawang Park | 15.5 |
| Sungei Buloh Wetland Reserve | 131.4 |
| SunPlaza Park | 9.6 |
| Telok Blangah Hill Park | 34.5 |
| Telok Ayer Green | 0.13 |
| Tiong Bahru Park | 3.0 |
| Toa Payoh Town Park | 4.8 |
| Upper Peirce Reservoir Park | 12.0 |
| War Memorial Park | 1.6 |
| Waterboat House Garden | 0.06 |
| West Coast Park | 50.0 |
| Woodlands Town Garden | 10.9 |
| Yishun Park | 13.9 |
| Zhenghua Park | 13.5 |
| Pulau Ubin Recreation Area | 555.8 |
| Coney Island | 50.0 |
| Total | 1,924 |

| TOTAL NUMBER OF PARKS MAINTAINED :302 | |
|---------------------------------------|-------|
| Regional Parks | : 52 |
| Neighbourhood Parks | : 232 |
| Park Connectors | : 18 |



Kranji Nature Trail

Total Area Maintained: 9,418 ha

| | |
|--|---------------|
| Parks, playgrounds, park connectors and open spaces | : 1,763.1 ha* |
| Nature Reserves (Bukit Timah Nature Reserve, Central Catchment Nature Reserve, Sungei Buloh Wetland Reserve and Labrador Nature Reserve) | : 3,326.2 ha |
| Istana and Parliament House | : 42 ha |
| Roadside gardens | : 2,404 ha |
| Vacant state land | : 1,874 ha |
| Government premises | : 8.7 ha |

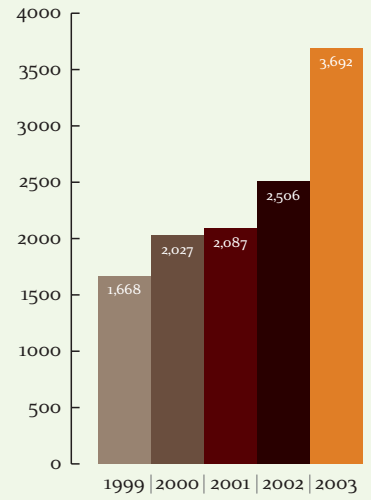
* Does not include Bukit Timah Nature Reserve, Central Catchment Nature Reserve, Sungei Buloh Wetland Reserve and 10 ha from Labrador Park which has been computed under Nature Reserves.



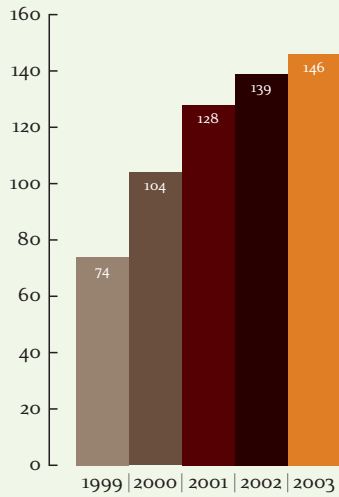


Sembawang Park

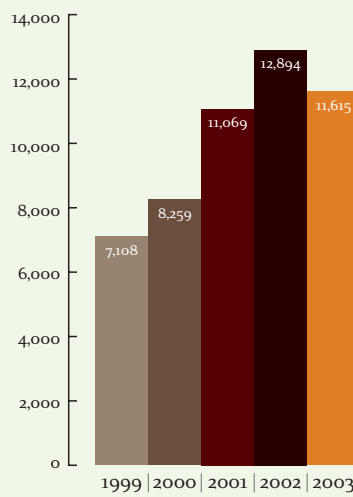
Park Performances and Activities



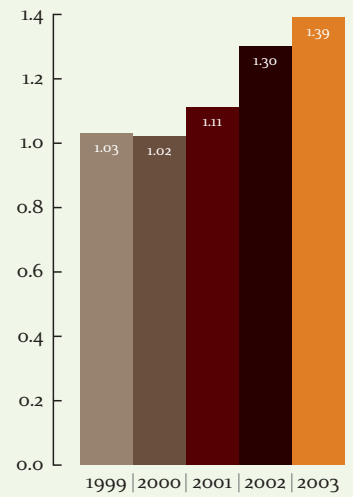
Participating Organisations in the Adopt-A-Park Scheme



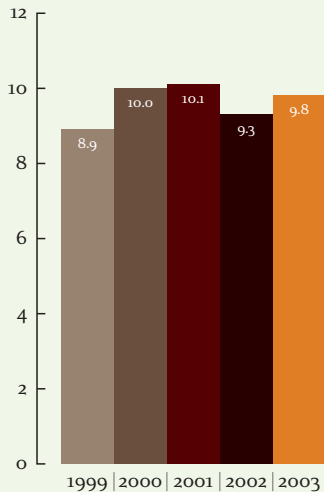
Camping Permits Issued



Population of Trees (in millions)



Population of Shrubs (in millions)

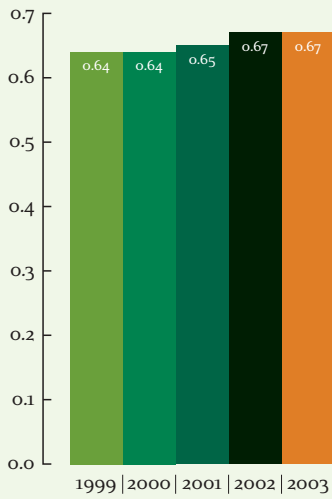


Pasir Ris Park

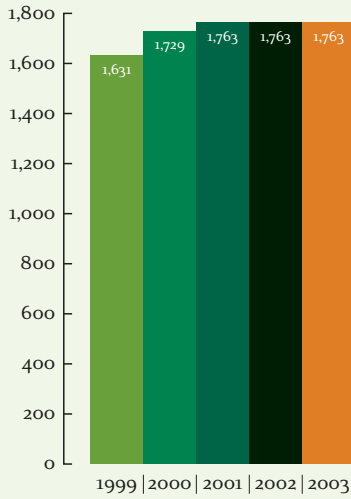


Fort Canning Park

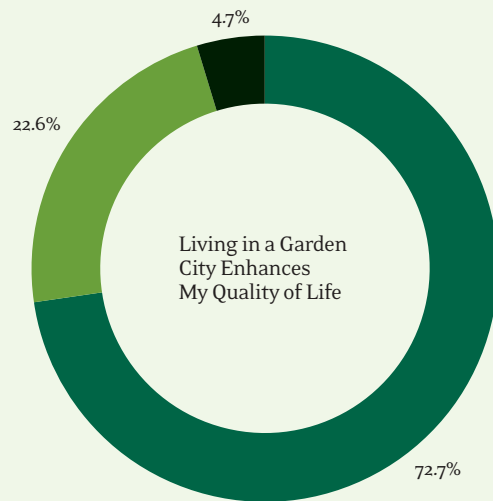
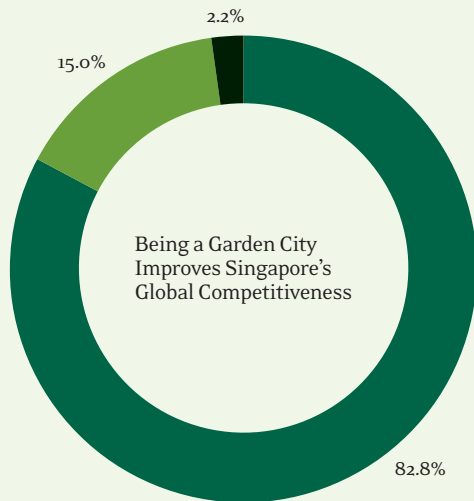
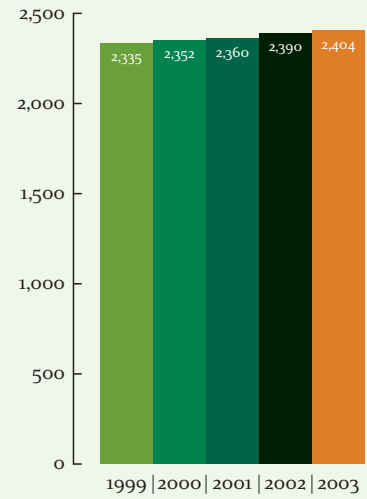
Park Provision
(ha per '000 population)



Parks, Playgrounds,
Park Connectors and Open
Spaces Maintained by NParks
(ha)



Roadside Gardens
Maintained by NParks
(ha)



Agree
Neutral
Disagree

Source: 'Leisure Lifestyle & Park Usage Patterns' Study 2003